



Visit [CasetaWireless.com](https://CasetaWireless.com) for:

- More product information
- How-to videos
- Compatible LED bulb list
- Connected home partners
- Where to buy
- FAQs

HomeKit™ requires an iPhone®, iPad®, or iPod touch® with iOS 8.1 or later.

Smart Bridge enables Caséta in-wall dimmers and plug-in dimmers to work with HomeKit technology. See [CasetaWireless.com/Support](https://CasetaWireless.com/Support) for more details.

Controlling HomeKit-enabled accessories away from home requires an Apple TV® (3rd generation or later) with Apple TV software 7.0 or later and an iPhone, iPad, or iPod touch with iOS 8.1 or later.

Apple, Apple TV, iPhone, iPad, iPod touch and Siri are trademarks of Apple Inc., registered in the U.S. and other countries. HomeKit is a trademark of Apple Inc.

Android is a trademark of Google Inc.

Lutron is a trademark of Lutron Electronics Co., Inc., registered in the U.S. and other countries. For a complete list of all Lutron registered and common law trademarks, please visit [lutron.com/trademarks](https://lutron.com/trademarks).




**CasetaWireless.com**

Lutron Electronics Co., Inc.  
7200 Suter Road  
Coopersburg, PA 18036-1299

World Headquarters 1.610.282.3800  
Customer Assistance 1.844.LUTRON1 (588.7661);  
includes 24/7 technical support

© 05/2021 Lutron Electronics Co., Inc. | P/N 367-2644 REV E





# Simplify **your life**

What if you could always walk into a warmly lit home? Or have your lighting automatically adjust when the seasons change?

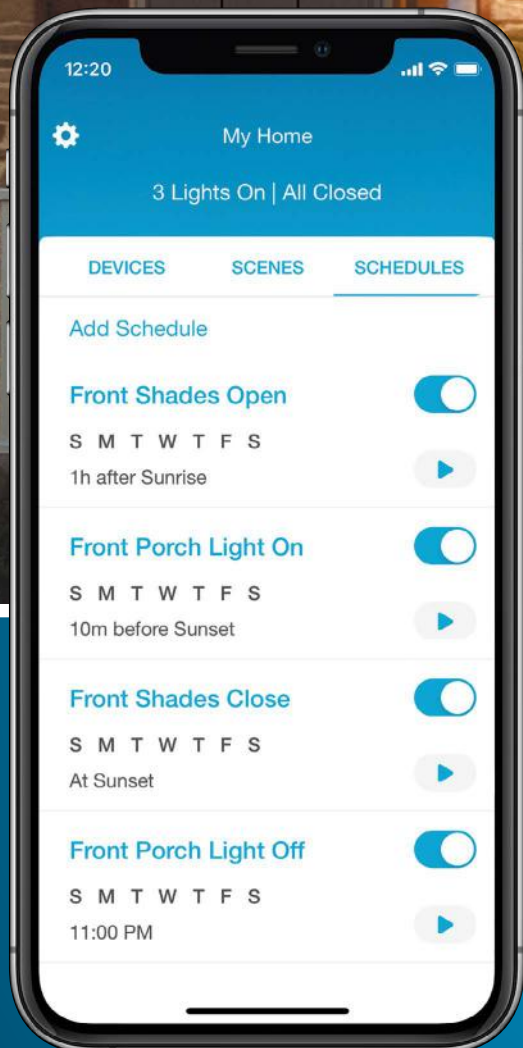
What if you could easily add a light switch where you need one?

With Caséta, you can conveniently control your lights by app, remote, voice or at the switch.



# A smarter timer

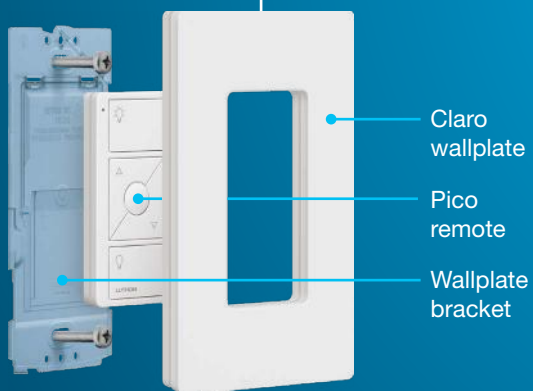
**Hassle-free scheduling** — No rescheduling needed when the seasons change; your lights will automatically adjust.



**Create personalized lighting schedules** for the way you live, so lights turn on/off at a set time or based on sunset and sunrise times.

**Away on vacation?** Activate Smart Away and lights will turn on and off in the evening so it looks like someone is home.

Add a switch where  
you need one most



Claro  
wallplate

Pico  
remote

Wallplate  
bracket


Pico remote wall-mounting kit

**Mount a remote to any surface**—even brick or tile. Put it wherever is most convenient for you. No cutting holes or wiring required.



## Lights off with one touch

**Ready to call it a day?** Turn lights off with a Pico remote without getting out of bed.







## Set the scene

**There's more to light than bright** — Create the right light for any activity by controlling multiple lights at the same time — dim some and brighten others. Save your favorite scenes and activate them with a single touch.

## Hands-free control

Turn off the lights.

## Voice control—just say the word!

Turn lights on, off, or dim them with a simple request.



## Location-based control



## Geofencing

The geofencing feature controls your lights based on your location. It can automatically turn lights on when you arrive home and will notify you if you've left lights on when you leave.

Works with Apple® and Android™ devices.

# Meet the family



## Dimmer


### Quick install

Replace your existing switch  
in as little as 15 minutes





# Meet the family



Works with dimmable LEDs,  
as well as halogen and  
incandescent bulbs


## Lamp dimmer

### Just plug it in

Controls up to two table  
or floor lamps at the same  
time. Pair a Pico remote  
to the lamp dimmer to put  
control at your fingertips.




# Meet the family



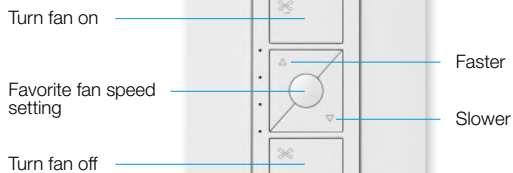
## Fan speed control & fan Pico remote

### Eliminate pull chains

Adjust your fan using the switch, Pico remote, app, or with a voice assistant




### 4 Quiet Fan Speeds





# Meet the family



## Wireless sensor

### Sensing + Smart Control

Smart sensor that can automatically turn on or off any number of Caséta smart devices when you enter or leave a room



# Meet the family



## Outdoor Smart Plug

### One control, many uses

For on/off control of string lights, holiday lights, landscape lights, pumps, and motors





# Meet the family



## Pico remote

### 2-step setup

Pairing a dimmer and a Pico remote is easy—just press and hold buttons.

Then you can adjust lights with one touch from anywhere in your home, or turn them on from your car.



## Smart Bridge and FREE Lutron App

### Launch app and walk through setup

Monitor and control lights no matter where you are.



# Getting started is easy

## 1. Install your dimmers.



You can add more dimmers whenever you want.

## 2. Plug in the Smart Bridge and connect to your router.



## 3. Download the FREE Lutron App and follow the instructions.



Need help?  
Visit [casetawireless.com/support](http://casetawireless.com/support).

# Add other smart home products



Lutron battery-powered shades

Caséta by Lutron works with Serena smart shades and more smart products than any other smart lighting brand.

