

New!
Residential
Keypad

Touch the future of
lighting control



GRAFIK **T**™

by  **LUTRON**®

Works with all light sources | Residential and commercial applications
lutron.com/GRAFIKT

Get inspired



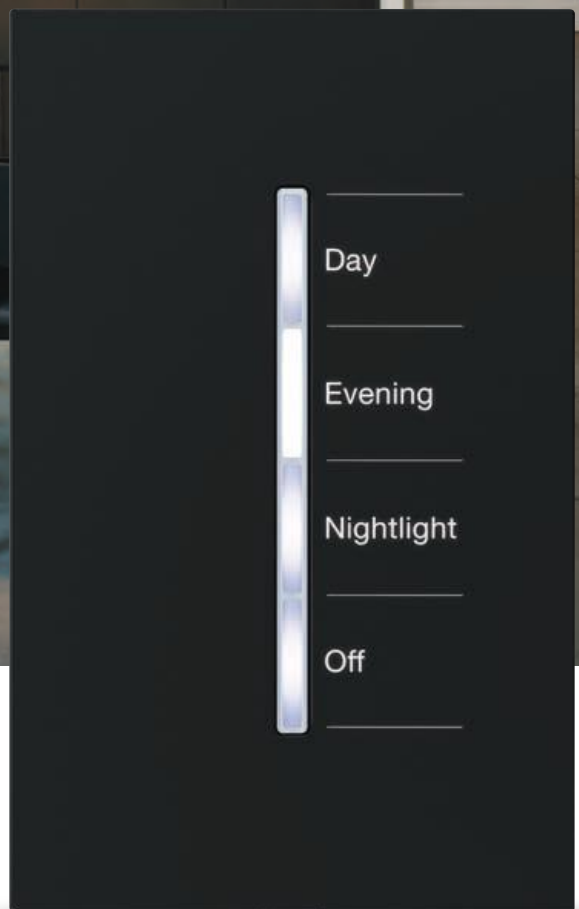
Understated elegance
for commercial spaces



Dimmer shown in Clear White Glass (CWH)



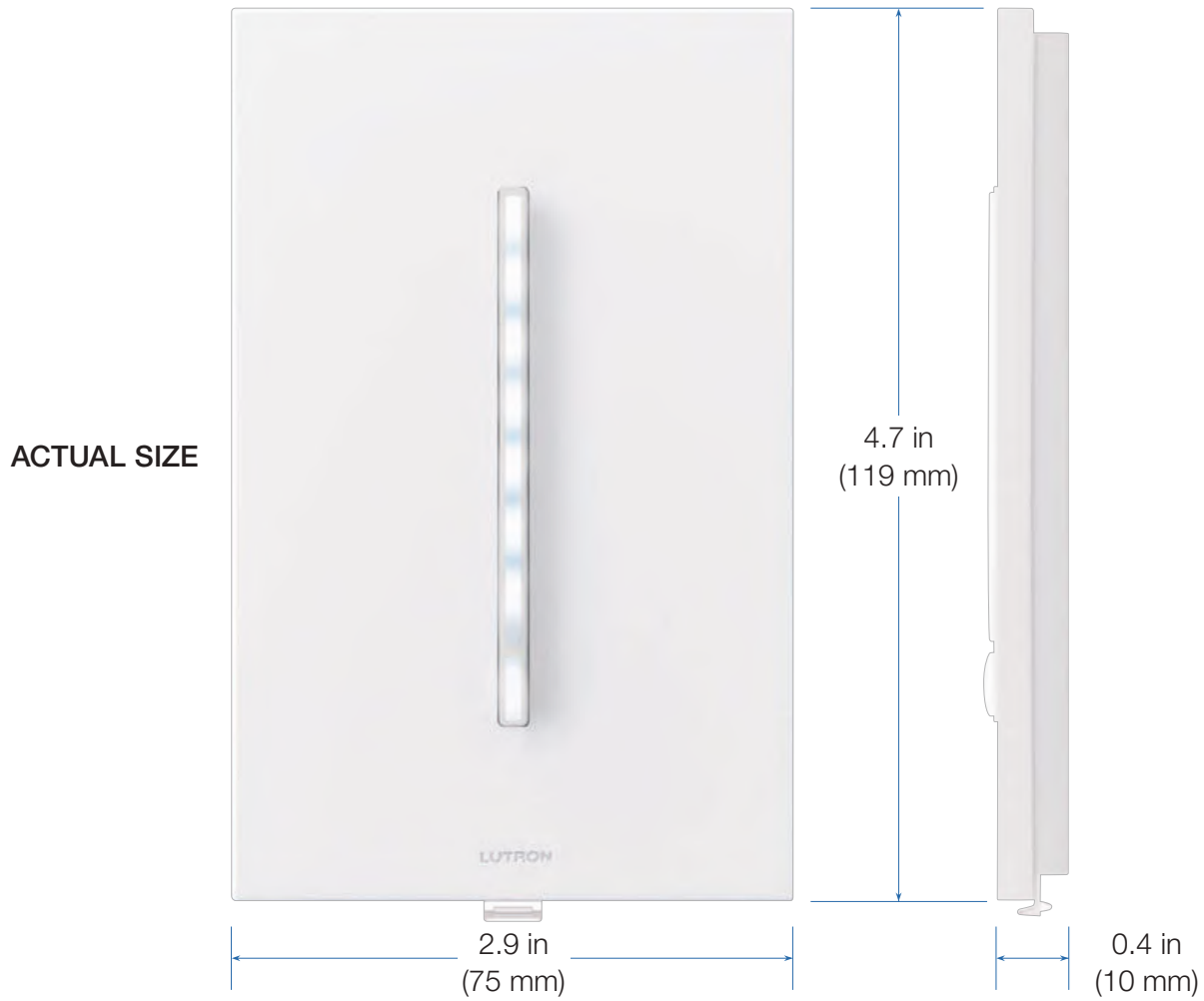
Distinct character for
residential applications



Keypad shown in Matte Black (BL)

Dimmers and switches

AN ARCHITECTURAL LOOK



Clear White Glass
(CWH)



Black
(BL)



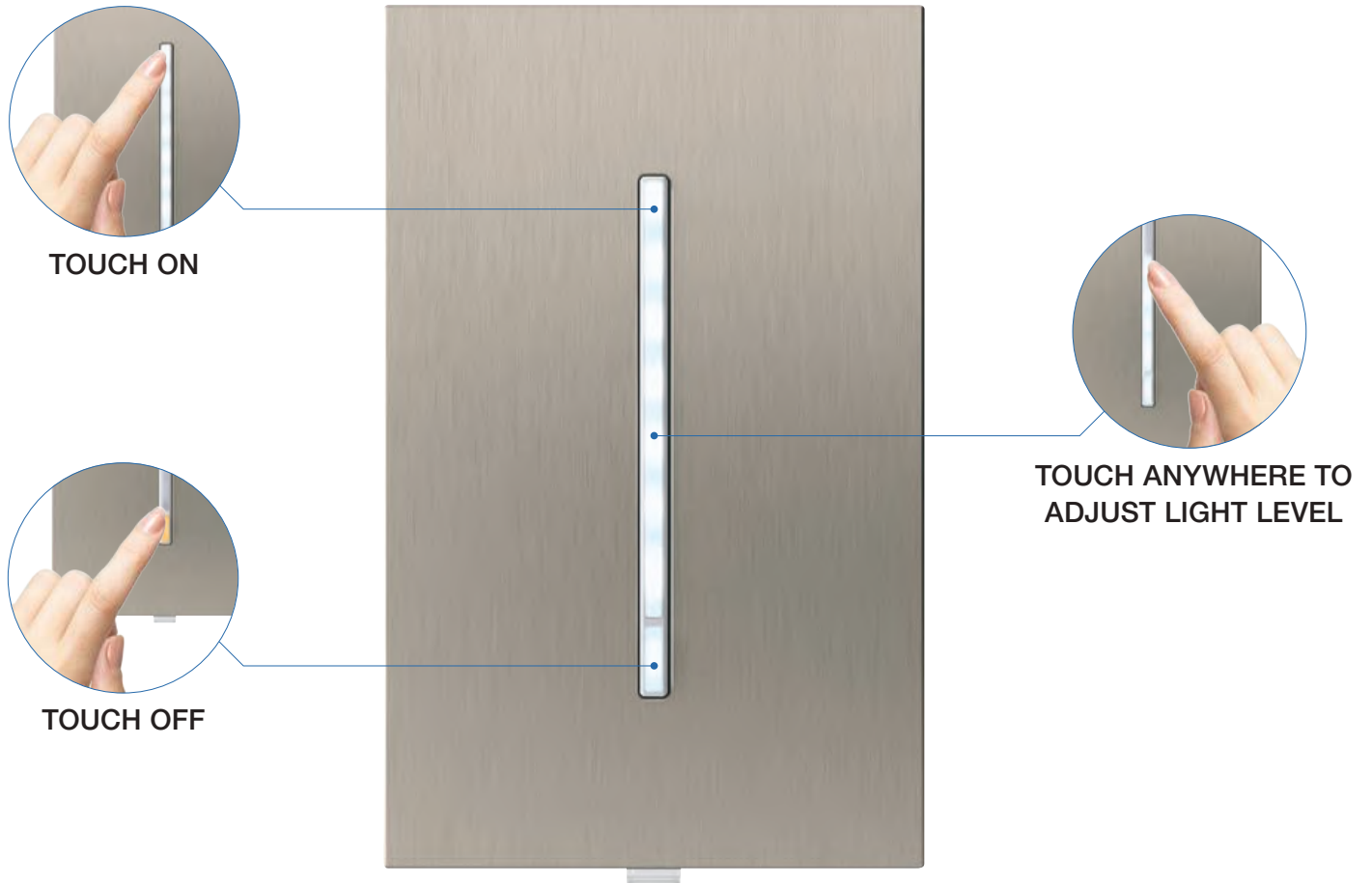
Satin Nickel
(SN)



Satin Brass
(SB)

For full line of colors and finishes see page 11.

INTUITIVE OPERATION



EASY TO USE

Responsive to the lightest touch and slightest motion

ONE-TOUCH CONTROL

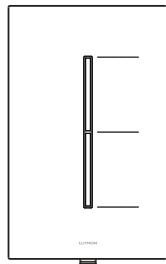
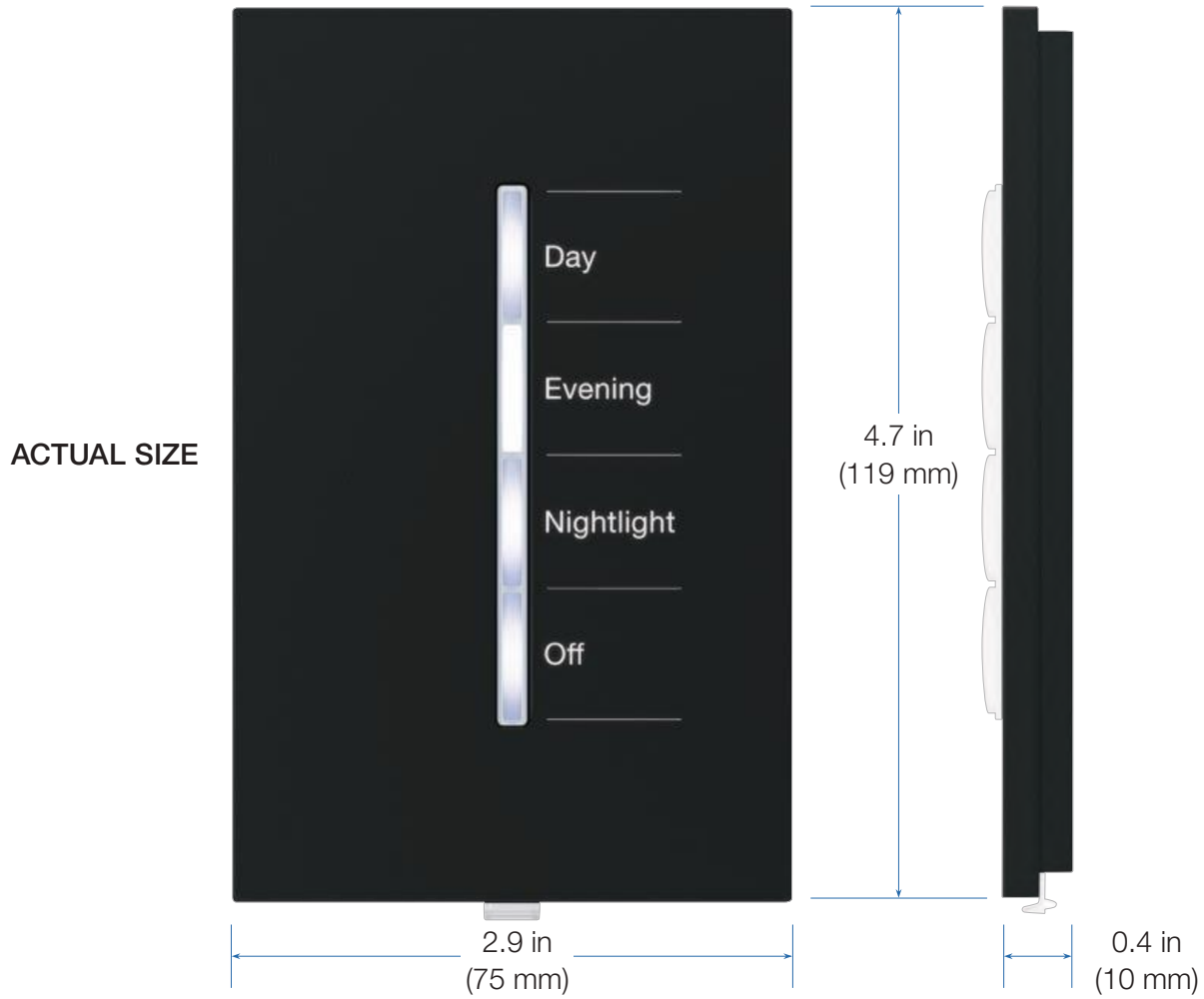
A single touch sets the perfect light level every time

INSTANT FEEDBACK

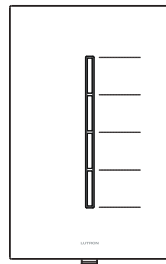
LED light bar reflects status of lights in space

Residential keypads

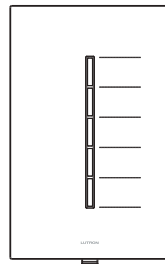
AN ARCHITECTURAL LOOK



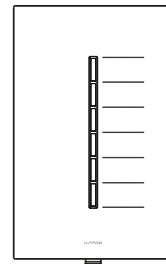
2-button



4-button

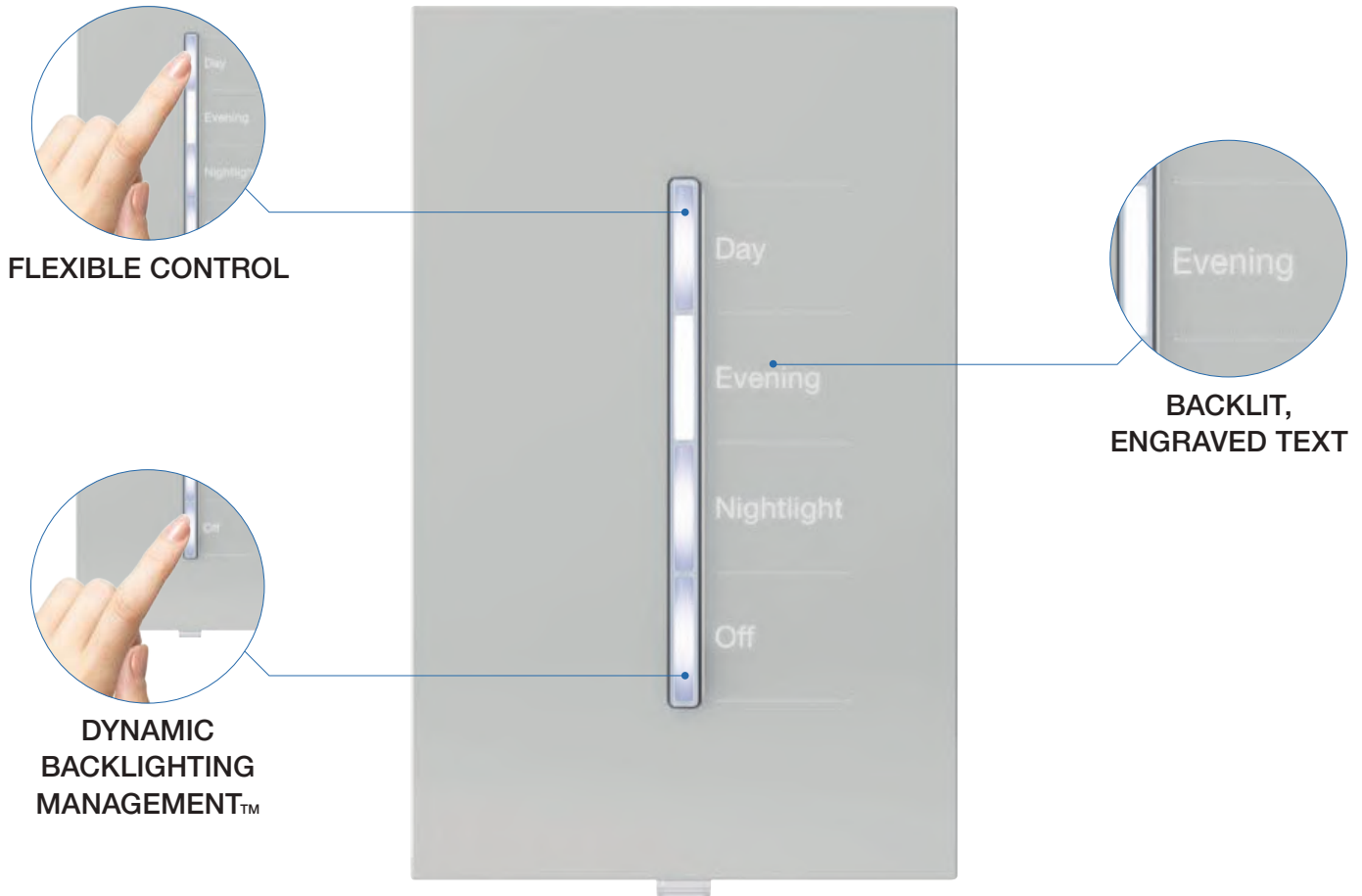


5-button



6-button

INTUITIVE OPERATION



FLEXIBLE CONTROL

Buttons provide scene/zone status, are equally sized, and are fully programmable

BACKLIT, ENGRAVED TEXT

Scene and zone descriptions are backlit, and engraved directly on faceplate providing subtle elegance and also acting as a nightlight

DYNAMIC BACKLIGHTING MANAGEMENT

Backlight intensity is automatically adjusted in real time so buttons are easy to read in any light

Meet the family

HYBRID KEYPADS



- Residential system control that allows multiple lighting zones to be dimmed from a single location to create scenes (i.e. Welcome, Entertain, Away, etc.)
- Flexible design contains an integrated C·L® dimmer to control a local zone as well, ideal for retrofit applications
- Can also be used exclusively as a wireless keypad (load optional)

DIMMERS



- LED lightbar with responsive touch interface provides users with one-touch control
- Phase selectable and C·L technology provide superior performance and flexibility for today's LED light sources
- Pair with wireless sensors and remotes for convenience and code compliance (Clear Connect® models only)

SWITCHES



- An elegant on/off control. Use the toggle button or LED lightbar to toggle the load
- Use for general lighting, fan, and small motor loads

QS SLIDERS



- Wired QS device that works in a Quantum® or HomeWorks® QS system to control all load types, including third-party devices
- Can be assigned to control any single zone of lights in a system


A solution for any project

DEVICE TYPE	STANDALONE	WIRELESS	WIRED
MODELS	Phase selectable dimmer C·L® dimmer Switch	RF phase selectable dimmer RF C·L dimmer RF switch RF C·L hybrid keypad	QS slider
COMPATIBLE SYSTEMS	Standalone device only	Energi TriPak® RadioRA® 2 (Inclusive only) HomeWorks® QS	Quantum® HomeWorks QS
APPLICATION EXAMPLES	Bedrooms, kitchens, home theaters, restaurants, spas	Bedrooms, kitchens, home theaters, restaurants, spas, whole-home systems, executive offices, conference rooms, classrooms	Whole-home systems, whole-floor or building systems

Product features

MULTI-LOCATION DIMMING OR SWITCHING, FROM UP TO FIVE LOCATIONS

Multi-location digital dimmer/switch or keypad and companion device(s) required. Utilizes standard 3- or 4-way wiring.



DIMMER/SWITCH/KEYPAD


Multi-location dimmer/switch/keypad

COMPANION DEVICES


Up to four companion devices

COORDINATING ACCESSORIES^{1,2}

Complete your project with coordinating accessories that complement the architectural look of GRAFIK T™



15A TAMPER-RESISTANT RECEPTACLE



20A TAMPER-RESISTANT RECEPTACLE



15A WITH USB TAMPER-RESISTANT RECEPTACLE

¹For model number and ordering information, please reference P/N 369921 on lutron.com

²New Architectural accessories will not fit designer-opening wallplates

Colors and finishes

ARCHITECTURAL MATTE



White (WH)



Beige (BE)



Almond (AL)



Light Almond (LA)



Ivory (IV)



Clear White Glass (CWH)



Gray (GR)



Taupe (TP)



Sienna (SI)



Brown (BR)



Black (BL)

GLASS

ARCHITECTURAL METALS – FOR DIMMER, SWITCH, QS SLIDER AND COMPANION DEVICES



Bright Brass (BB)



Satin Brass (SB)



Bright Chrome (BC)



Satin Chrome (SC)



Bright Nickel (BN)



Satin Nickel (SN)



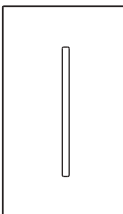
Antique Brass (QB)



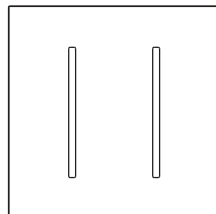
Antique Bronze (QZ)

WALLPLATE OPTIONS

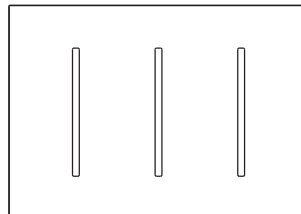
GRAFIK™ and New Architectural accessory wallplates available in 1–4 gang



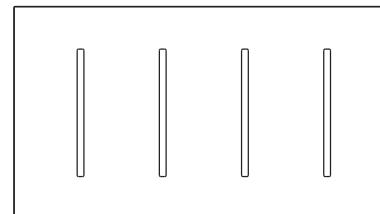
LWT-G-XXX¹



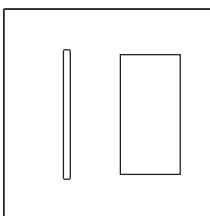
LWT-GG-XXX¹



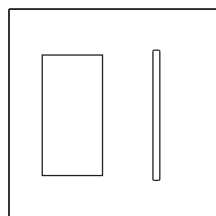
LWT-GGG-XXX¹



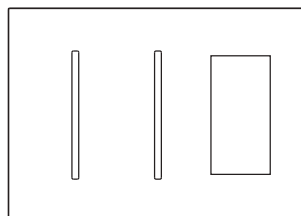
LWT-GGGG-XXX¹



LWT-GT-XXX^{1,2,3}



LWT-TG-XXX^{1,2,3}



LWT-GGT-XXX^{1,2,3}

¹XXX in model number represents color/finish code
Example: LWT-G-SN = Single-gang, Satin Nickel
For wallplates larger than 4 gangs please contact customer service.

²For a complete list of available G/T combinations, please reference P/N 369921 on lutron.com

³"T" opening will not accept designer-style products

Ordering information*

MODEL NUMBERS DESCRIPTION

C-L® Dimmers for LED, incandescent, halogen, MLV and Hi-lume® 1% 2-wire LED drivers

GT-150-WH 150W LED, 600W incandescent/halogen (Clear Connect® RF for GTJ model only)
GTJ-150-WH

GT-250M-WH 250W LED, 600W incandescent/halogen, 400W Hi-lume 1% 2-wire LED drivers, multi-location
GTJ-250M-WH (Clear Connect RF for GTJ model only)

HQRT-G25LW HomeWorks® QS/RadioRA® 2 (Inclusive only), Clear Connect RF, 250W LED, 600W incandescent/halogen,
RRT-G25LW 400W Hi-lume 1% 2-wire LED driver, multi-location

Switches for any load type

GT-5ANSM-WH 5A general lighting, 3A fan, 1/10HP motor, multi-location, neutral required
GTJ-5ANSM-WH (Clear Connect RF for GTJ model only)

HQRT-G5ANSW HomeWorks QS/RadioRA 2 (Inclusive only), Clear Connect RF, 5A general lighting, 3A fan, 1/10HP motor,
RRT-G5ANSW multi-location, neutral required

Phase Selectable Dimmers for ELV, LED, incandescent, halogen, MLV, and Hi-lume 1% 2-wire LED drivers

GT-5NEM-WH 500W ELV, 250W LED, 400W Hi-lume 1% 2-wire LED drivers, multi-location, neutral required
GTJ-5NEM-WH (Clear Connect RF for GTJ model only)

HQRT-G5NEW HomeWorks QS/RadioRA 2 (Inclusive only), Clear Connect RF, 500W ELV, 250W LED,
RRT-G5NEW 400W Hi-lume 1% 2-wire LED drivers, multi-location, neutral required

Hybrid C-L Keypads for scene-based control and local zone dimming in home systems

HQRT-GHXB HomeWorks QS/RadioRA 2 (Inclusive only), Clear Connect RF, 250W LED, 600W incandescent/halogen,
RRT-GHXB 400W Hi-lume 1% 2-wire LED drivers, multi-location, neutral optional, load optional
(**X** denotes button configuration 2-, 4-, 5- and 6-button models available)

QS Slider for single-zone control in a processor-based system

GT-QSS1W-WH GRAFIK T™ QS Slider for Quantum®

HQWT-GS1W GRAFIK T QS Slider for HomeWorks QS

* For a complete listing of product information and load ratings, please visit lutron.com/grafikt

lutron.com

Lutron Electronics Co., Inc., 7200 Suter Road, Coopersburg, PA 18036-1299

Customer Assistance

Online: lutron.com/help | Email: support@lutron.com | Phone: 1.844.LUTRON1 (588.7661) — includes 24/7 technical support

© 08/2016 Lutron Electronics Co., Inc. | P/N 367-2525 REV J

