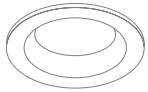


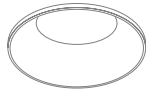
Lutron + Ketra D3 Downlight Family

Job Name: _____ Reference: _____ Qty: _____

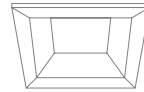
STEP 1 Select Flange and Aperture



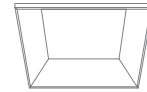
Round Flanged



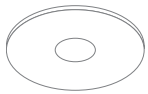
Round Flangeless



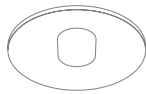
Square Flanged



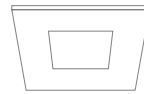
Square Flangeless



Round Pinhole
Downlight



Round Pinhole
(Slotted) Adjustable



Square Pinhole
Downlight



Round Trimless
Pinhole
Downlight



Round Flangeless
Pinhole (Slotted)
Adjustable



Square Trimless
Pinhole
Downlight

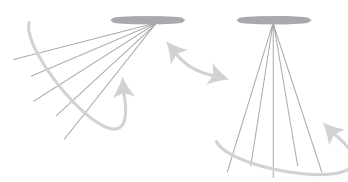
STEP 2 Select Type of Recessed Light



Fixed



Wallwash



Adjustable

STEP 3 Select LED Type

9W, 700lm, Tunable

13W, 900lm, Tunable

18W, 1100lm, Tunable

STEP 4 Select Light Output

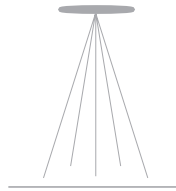
Low Glare

High Output

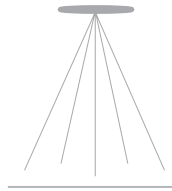
STEP 5 Select Beam Angle



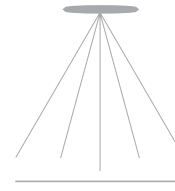
- 15°
Beam Angle
(not field changeable
with other beam angles)



- 25°
Beam Angle



- 40°
Beam Angle




- 60°
Beam Angle

STEP 6 Select Optic Accessory



- Solite



- Frosted




- Hex Louver



- No Accessory

STEP 7 Select Trim Color



- Matte White




- Matte Black

STEP 8 Select Trim Accessory



- Solite



- Frosted



- No Accessory

Lutron, Ketra, XXXX, XXXXXXXX and XXX are trademarks or registered trademarks of Lutron Electronics Co., Inc.
© 2018 Lutron Electronics Co., Inc.

ketra.com

Lutron Electronics Co., Inc., 7200 Suter Road, Coopersburg, PA 18036-1299

Customer Assistance

Online: lutron.com/help | Email: dealersales@ketra.com | Phone: 1.844.LUTRON1 (588.7661) — includes 24/7 technical support