

# 62ASX

2-WAY LCR FLUSHMOUNT ULTRA SLIM DEPTH IN-WALL



**(1) 6.5" (165mm) Neodymium Ultra Slim Woofer**

**(1) 1" (25.4mm) Soft Dome Tweeter**

The 62ASX, a power house of sound with Ultra Slim technology. Flush mounted and paintable design with you in mind. Amazing OFF-AXIAL power response, optimized for minimum harmonic distortion. Opposite polarity, inverse bucking dual Nd magnets for maximum "BL". The 62ASX features high electromechanical coupling for pristine crystal clear audio output.

62ASX is a perfect solution for any environment, such as outside patio or inside home theater. Discreetly conceal the 62ASX with ease. Constructed from aircraft grade aluminum for strength and sonic performance.

For outdoor/marine applications, order the 62ASXM.

Size 13.75 h x 9.875 w x 2.5 d (in)  
349 h x 251 w x 63.5 d (mm)  
Freq Response 70-22kHz $\pm$ 3dB  
Impedance 4 ohms  
Sensitivity 88dB 2.83V /1m  
Power req. 50 - 100 Watts RMS  
Woofer (1) 6.5" (165mm) Neodymium  
Tweeter (1) 1" (25.4mm) Dome Tweeter  
Finishes White paintable

*James*  
LOUDSPEAKER

2185 Park Place, Minden, NV 89423

Ph: 775.461.7500

[www.jamesloudspeaker.com](http://www.jamesloudspeaker.com)

# QX320 QX SERIES

3" 2-WAY SHALLOW DEPTH IN-WALL LOUDSPEAKER



## **(1) 3" (76mm) High Excursion Aluminum Driver** **(4) 0.75" (19mm) Aluminum Dome Tweeters in Quad-Array**

The QX320 is one of many options in the QX series. Designed for in-wall installation, these speakers are perfect for any indoor or outdoor application where space is limited. This versatile speaker features a sleek modern appearance with a borderless aluminum grille which protrudes less than 3/16" (5mm) from the wall; it can also be mounted completely flush with one of our custom designed pre-construction boards, offering a subdued visual effect and making this speaker as unobtrusive as possible. Perfect for home theater and stereo, this speaker's high power-handling woofer offers high output over a broad range of frequencies while still maintaining a small footprint, offering a great no-compromise solution for designers and audiophiles alike. As with all QX models, this speaker comes equipped with a James Loudspeaker quad-tweeter array which delivers crisp highs over a wide dispersion angle, making these speakers some of the most versatile and effective speakers on the market.

The sealed cabinet design features all aircraft grade aluminum for strength, sonic performance, and suitability for outdoor/marine applications. For marine/outdoor applications, order the QX320M.


Size	11.36 h x 7.27 w x 3.875 d (in) 288.5 h x 184.5 w x 98 d (mm) depth w/grille 4.125 d(in) 104(mm)
Freq Response	75Hz-24kHz±3dB
Impedance	8 ohms
Sensitivity	85dB 2.83V /1m
Power req.	25-100W
Woofer	(1) 3" (76 mm) High Excursion
Tweeter	(4) 0.75" (19 mm) Aluminum
Finishes	White Paintable Grille (Paintable by Request Only)
PCB	QX320PB
PCBF	QX320PBF

*James*  
LOUDSPEAKER

2185 Park Place, Minden, NV 89423  
Ph: 775.461.7500  
[www.jamesloudspeaker.com](http://www.jamesloudspeaker.com)

NOTE: When ordering flush mount pre-construction boards (PBF models), you must specify the thickness of the sheetrock that you will be using (1/2", 5/8" etc). This is a suffix to the part number and added to the end.

**Flush Grille Look  
(Requires PCB)**



**Proud Grille Look  
(Requires PCB)**



# QX520 QX SERIES

5.25" 2-WAY SHALLOW DEPTH IN-WALL LOUDSPEAKER



## **(1) 5.25" (133mm) High Excursion Aluminum Driver (4) 0.75" (19mm) Aluminum Dome Tweeters in Quad-Array**

The QX520 is just one of many options in the QX series. Designed for in-wall installation, these speakers are perfect for any indoor or outdoor application where space is limited. This versatile speaker features a sleek modern appearance with a borderless aluminum grille which protrudes less than 3/16" (5mm) from the wall; it can also be mounted completely flush with one of our custom designed pre-construction boards, offering a subdued visual effect and making this speaker as unobtrusive as possible. Perfect for home theater and stereo, this speaker's high power-handling woofer offers high output over a broad range of frequencies while still maintaining a small footprint, offering a great no-compromise solution for designers and audiophiles alike. As with all QX models, this speaker comes equipped with a James Loudspeaker quad-tweeter array which delivers crisp highs over a wide dispersion angle, making these speakers some of the most versatile and effective speakers on the market.

The sealed cabinet design features all aircraft grade aluminum for strength, sonic performance, and suitability for outdoor/marine applications. For marine/outdoor applications, order the QX520M.

Size	14.64 h x 7.75 w x 3.875 d (in) 372 h x 197 w x 98 d (mm) depth w/grille 4.125 d(in) 104(mm)
Freq Response	70Hz-24kHz±3dB
Impedance	8 ohms
Sensitivity	88dB 2.83V /1m
Power req.	50-150W
Woofer	(1) 5.25" (133 mm) Aluminum
Tweeter	(4) 0.75" (19 mm) Aluminum
Finishes	White Paintable Grille (Paintable by Request Only)
PCB	QX520PB
PCBF	QX520PBF

*James*  
LOUDSPEAKER

2185 Park Place, Minden, NV 89423  
Ph: 775.461.7500  
www.jamesloudspeaker.com

NOTE: When ordering flush mount pre-construction boards (PBF models), you must specify the thickness of the sheetrock that you will be using (1/2", 5/8" etc). This is a suffix to the part number and added to the end.

**Flush Grille Look  
(Requires PCB)**



**Proud Grille Look  
(Requires PCB)**



# QX530 QX SERIES

5.25" 2-WAY SHALLOW DEPTH IN-WALL LOUDSPEAKER



## (2) 5.25" (133mm) High Excursion Aluminum Driver (4) 0.75" (19mm) Aluminum Dome Tweeters in Quad-Array

The QX530 is just one of many options in the QX series. Designed for in-wall installation, these speakers are perfect for any indoor or outdoor application where space is limited. This versatile speaker features a sleek modern appearance with a borderless aluminum grille which protrudes less than 3/16" (5mm) from the wall; it can also be mounted completely flush with one of our custom designed pre-construction boards, offering a subdued visual effect and making this speaker as unobtrusive as possible. Perfect for home theater and stereo, this speaker's high power-handling woofer offers high output over a broad range of frequencies while still maintaining a small footprint, offering a great no-compromise solution for designers and audiophiles alike. As with all QX models, this speaker comes equipped with a James Loudspeaker quad-tweeter array which delivers crisp highs over a wide dispersion angle, making these speakers some of the most versatile and effective speakers on the market.

The sealed cabinet design features all aircraft grade aluminum for strength, sonic performance, and suitability for outdoor/marine applications. For marine/outdoor applications, order the QX530M.

NOTE: When ordering flush mount pre-construction boards (PBF models), you must specify the thickness of the sheetrock that you will be using (1/2", 5/8" etc). This is a suffix to the part number and added to the end.

Flush Grille Look  
(Requires PCBF)



Proud Grille Look  
(Requires PCB)



Size	21.325 h x 7.75 w x 3.875 d (in) 542 h x 197 w x 98 d (mm) depth w/grille 4.125 d(in) 104(mm)
Freq Response	68Hz-24kHz±3dB
Impedance	4 ohms
Sensitivity	89dB 2.83V /1m
Power req.	50-200W
Woofer	(2) 5.25" (133 mm) Aluminum
Tweeter	(4) 0.75" (19 mm) Aluminum
Finishes	White Paintable Grille (Paintable by Request Only)
PCB	QX530PB
PCBF	QX530PBF

*James*  
LOUDSPEAKER

2185 Park Place, Minden, NV 89423  
Ph: 775.461.7500  
www.jamesloudspeaker.com

# QX620 QX SERIES

6.5", 2-WAY, SHALLOW DEPTH, IN-WALL LOUDSPEAKER



## (1) 6.5" (165mm) High Excursion Aluminum Driver (4) 0.75" (19mm) Aluminum Dome Tweeters in Quad-Array


The QX620 is just one of many options in the QX series. Designed for in-wall installation, these speakers are perfect for any indoor or outdoor application where space is limited. This versatile speaker features a sleek modern appearance with a borderless aluminum grille which protrudes less than 3/16" (5mm) from the wall; it can also be mounted completely flush with one of our custom designed pre-construction boards, offering a subdued visual effect and making this speaker as unobtrusive as possible. Perfect for home theater and stereo, this speaker's high power-handling woofer offers high output over a broad range of frequencies while still maintaining a small footprint, offering a great no-compromise solution for designers and audiophiles alike. As with all QX models, this speaker comes equipped with a James Loudspeaker quad-tweeter array which delivers crisp highs over a wide dispersion angle, making these speakers some of the most versatile and effective speakers on the market.

The sealed cabinet design features all aircraft grade aluminum for strength, sonic performance, and suitability for outdoor/marine applications.

70V options available. For marine/outdoor applications, order the QX620M. Marine outdoor rating — IP65.

NOTE: When ordering flush mount pre-construction boards (PBF models), you must specify the thickness of the sheetrock that you will be using (1/2", 5/8" etc). This is a suffix to the part number and added to the end.

Flush Grille Look  
(Requires PCBF)



Proud Grille Look  
(Requires PCB)



20190611

Size 15.395 h x 9.61 w x 3.875 d (in)  
391 h x 244 w x 98 d (mm)  
depth w/grille 4.125 d(in) 104(mm)

Freq Response 68Hz-24kHz±3dB

Impedance 8 ohms

Sensitivity 92dB 2.83V /1m

Power req. 50-200W

Woofer (1) 6.5" (165 mm) Aluminum

Tweeter (4) 0.75" (19 mm) Aluminum

Finishes White Paintable Grille  
(Paintable by Request Only)

PCB QX620PB

PCBF QX620PBF

*James*  
LOUDSPEAKER

2185 Park Place, Minden, NV 89423

Ph: 775.461.7500

www.jamesloudspeaker.com

# QX630 QX SERIES

6.5" 2-WAY SHALLOW DEPTH IN-WALL LOUDSPEAKER



## (2) 6.5" (165mm) High Excursion Aluminum Driver (4) 0.75" (19mm) Aluminum Dome Tweeters in Quad-Array

The QX630 is just one of many options in the QX series. Designed for in-wall installation, these speakers are perfect for any indoor or outdoor application where space is limited. This versatile speaker features a sleek modern appearance with a borderless aluminum grille which protrudes less than 3/16" (5mm) from the wall; it can also be mounted completely flush with one of our custom designed pre-construction boards, offering a subdued visual effect and making this speaker as unobtrusive as possible. Perfect for home theater and stereo, this speaker's high power-handling woofer offers high output over a broad range of frequencies while still maintaining a small footprint, offering a great no-compromise solution for designers and audiophiles alike. As with all QX models, this speaker comes equipped with a James Loudspeaker quad-tweeter array which delivers crisp highs over a wide dispersion angle, making these speakers some of the most versatile and effective speakers on the market.

The sealed cabinet design features all aircraft grade aluminum for strength, sonic performance, and suitability for outdoor/marine applications. For marine/outdoor applications, order the QX630M.

NOTE: When ordering flush mount pre-construction boards (PBF models), you must specify the thickness of the sheetrock that you will be using (1/2", 5/8" etc). This is a suffix to the part number and added to the end.

Size 22.2 h x 9.61 w x 3.875 d (in)  
565 h x 244 w x 98 d (mm)  
depth w/grille 4.125 d(in) 104(mm)

Freq Response 65Hz-24kHz±3dB

Impedance 4 ohms

Sensitivity 94dB 2.83V / 1m

Power req. 50-200W

Woofer (2) 6.5" (165 mm) Aluminum

Tweeter (4) 0.75" (19 mm) Aluminum

Finishes White Paintable Grille  
(Paintable by Request Only)

PCB QX630PB

PCBF QX630PBF

*James*  
LOUDSPEAKER

2185 Park Place, Minden, NV 89423

Ph: 775.461.7500

[www.jamesloudspeaker.com](http://www.jamesloudspeaker.com)

Flush Grille Look  
(Requires PCBF)



Proud Grille Look  
(Requires PCB)



# QX806BE QX SERIES

8" 3-WAY SHALLOW DEPTH IN-WALL REFERENCE LOUDSPEAKER



## **(2) 8" (203mm) Aluminum Cone Woofers (4) 1" (25mm) Beryllium Dome Tweeters in Quad-Array**

The QX806BE is just one of many options in the QX series. Designed for in-wall installation, these speakers are perfect for any indoor or outdoor application where space is limited. This versatile speaker features a sleek modern appearance with a borderless aluminum grille which protrudes less than 3/16" (5mm) from the wall; it can also be mounted completely flush with one of our custom designed pre-construction boards, offering a subdued visual effect and making this speaker as unobtrusive as possible. Perfect for home theater and stereo, this speaker's high power-handling woofer offers high output over a broad range of frequencies while still maintaining a small footprint, offering a great no-compromise solution for designers and audiophiles alike. As with all QX models, this speaker comes equipped with a James Loudspeaker quad-tweeter array which delivers crisp highs over a wide dispersion angle, making these speakers some of the most versatile and effective speakers on the market. Unlike other QX models, this speaker uses beryllium tweeters which deliver undistorted, crystal clear highs balanced with the rich midrange and deep bass through a high-quality crossover network. This speaker truly delivers audiophile sound where it counts, while still implementing an integrated, elegant design.

The sealed cabinet design features all aircraft grade aluminum for strength, sonic performance, and suitability for outdoor/marine applications. For marine/outdoor applications, order the QX806BEM.

NOTE: When ordering flush mount pre-construction boards (PBF models), you must specify the thickness of the sheetrock that you will be using (1/2", 5/8" etc). This is a suffix to the part number and added to the end.

Size	33.145 h x 14.095 w x 3.95 d (in) 841 h x 358 w x 100 d (mm) depth w/grille 4.125 d(in) 104(mm)
Freq Response	45Hz-40kHz±3dB
Impedance	8 ohms
Sensitivity	96dB 2.83V / 1m
Power req.	50-300W
Woofer	(2) 8"(203mm) Aluminum
Tweeter	(4) 1"(25mm) Beryllium
Finishes	White Paintable Grille (Paintable by Request Only)
PCB	QX806PB
PCBF	QX806PBF

*James*  
LOUDSPEAKER

2185 Park Place, Minden, NV 89423  
Ph: 775.461.7500  
www.jamesloudspeaker.com

Flush Grille Look  
(Requires PCB)



Proud Grille Look  
(Requires PCB)



20190611

# QX820 QX SERIES

8" 2-WAY SHALLOW DEPTH IN-WALL LOUDSPEAKER



**(1) 8" (203mm) High Excursion Aluminum Driver**  
**(4) 0.75" (19mm) Aluminum Dome Tweeters in Quad-Array**


Size	17.465 h x 11.11 w x 3.875 d (in) 433.5 h x 282 w x 98 d (mm) depth w/grille 4.125 d(in) 104(mm)
Freq Response	65Hz-24kHz±3dB
Impedance	8 ohms
Sensitivity	93dB 2.83V /1m
Power req.	50-300W
Woofer	(1) 8" (203 mm) Aluminum
Tweeter	(4) 0.75" (19 mm) Aluminum
Finishes	White Paintable Grille (Paintable by Request Only)
PCB	QX820PB
PCBF	QX820PBF

The QX820 is just one of many options in the QX series. Designed for in-wall installation, these speakers are perfect for any indoor or outdoor application where space is limited. This versatile speaker features a sleek modern appearance with a borderless aluminum grille which protrudes less than 3/16" (5mm) from the wall; it can also be mounted completely flush with one of our custom designed pre-construction boards, offering a subdued visual effect and making this speaker as unobtrusive as possible. Perfect for home theater and stereo, this speaker's high power-handling woofer offers high output over a broad range of frequencies while still maintaining a small footprint, offering a great no-compromise solution for designers and audiophiles alike. As with all QX models, this speaker comes equipped with a James Loudspeaker quad-tweeter array which delivers crisp highs over a wide dispersion angle, making these speakers some of the most versatile and effective speakers on the market.

The sealed cabinet design features all aircraft grade aluminum for strength, sonic performance, and suitability for outdoor/marine applications. For marine/outdoor applications, order the QX820M.

NOTE: When ordering flush mount pre-construction boards (PBF models), you must specify the thickness of the sheetrock that you will be using (1/2", 5/8" etc). This is a suffix to the part number and added to the end.

**Flush Grille Look  
(Requires PCBF)**



**Proud Grille Look  
(Requires PCB)**



*James*  
LOUDSPEAKER

2185 Park Place, Minden, NV 89423  
 Ph: 775.461.7500  
[www.jamesloudspeaker.com](http://www.jamesloudspeaker.com)

# QX830 QX SERIES

8" 3-WAY SHALLOW DEPTH IN-WALL LOUDSPEAKER



## (1) 8" (203mm) High Excursion Aluminum Driver (4) 0.75" (19mm) Aluminum Dome Tweeters in Quad-Array

The QX830 is just one of many options in the QX series. Designed for in-wall installation, these speakers are perfect for any indoor or outdoor application where space is limited. This versatile speaker features a sleek modern appearance with a borderless aluminum grille which protrudes less than 3/16" (5mm) from the wall; it can also be mounted completely flush with one of our custom designed pre-construction boards, offering a subdued visual effect and making this speaker as unobtrusive as possible. Perfect for home theater and stereo, this speaker's high power-handling woofer offers high output over a broad range of frequencies while still maintaining a small footprint, offering a great no-compromise solution for designers and audiophiles alike. As with all QX models, this speaker comes equipped with a James Loudspeaker quad-tweeter array which delivers crisp highs over a wide dispersion angle, making these speakers some of the most versatile and effective speakers on the market.

The sealed cabinet design features all aircraft grade aluminum for strength, sonic performance, and suitability for outdoor/marine applications. For marine/outdoor applications, order the QX830M.

Size	26.09 h x 11.11 w x 3.875 d (in) 660 h x 282 w x 98 d (mm) depth w/grille 4.125 d(in) 104(mm)
Freq Response	60Hz-24kHz±3dB
Impedance	8 ohms
Sensitivity	95dB 2.83V /1m
Power req.	50-300W
Woofer	(2) 8" (203 mm) Aluminum
Tweeter	(4) 0.75" (19 mm) Aluminum
Finishes	White Paintable Grille (Paintable by Request Only)
PCB	QX830PB
PCBF	QX830PBF

*James*  
LOUDSPEAKER

2185 Park Place, Minden, NV 89423  
Ph: 775.461.7500  
www.jamesloudspeaker.com

NOTE: When ordering flush mount pre-construction boards (PBF models), you must specify the thickness of the sheetrock that you will be using (1/2", 5/8" etc). This is a suffix to the part number and added to the end.

Flush Grille Look  
(Requires PCB)



Proud Grille Look  
(Requires PCB)



# QX1010 QX SERIES

## 10" IN-WALL SUBWOOFER



### (1) 10" (254 mm) Laminated Aluminum Honeycomb Woofer

The QX1010 is just one option in James Loudspeaker's series of in wall subwoofers. These unique subs are designed to offer smooth, deep bass to compliment any audio system while maintaining a discrete and space-saving design which doesn't break the budget. The QX1010 is a compact QX style in-wall subwoofer, using the same mounting system as other QX style speakers. With a single 10" active woofer, this sub offers a great solution for smaller footprint subwoofers while still delivering booming bass. Designed for mounting behind displays, this sub is extremely versatile and easily hidden.

The QX1010 is constructed entirely from aircraft grade aluminum for strength, sonic performance, and durability. Available for marine and outdoor use with the addition of a severe powder coat. Complete with a custom colored, perforated aluminum grille which sits only 3/16" off the wall or completely flush with the addition of a custom James pre-construction board, this sub can easily be integrated into any environment, offering a subdued visual effect, designed to be as unobtrusive as possible.

For marine/outdoor use, order the QX1010M.


Size	20.32 h x 14.32 w x 3.875 d (in) 516 h x 363.5 w x 98 d (mm) depth w/grille 4.125 d(in) 104(mm)
Freq Response	27-140Hz±3dB
Impedance	8 ohms
Sensitivity	88dB 2.83V/1m
Power req.	150-500W
Woofer	(1) 10" (254 mm) Laminated Aluminum Honeycomb
Finishes	White Paintable Grille (Paintable by Request Only)
PCB	QX1010PB
PCBF	QX1010PBF

*James*  
LOUDSPEAKER

2185 Park Place, Minden, NV 89423  
Ph: 775.461.7500  
[www.jamesloudspeaker.com](http://www.jamesloudspeaker.com)

NOTE: When ordering flush mount pre-construction boards (PBF models), you must specify the thickness of the sheetrock that you will be using (1/2", 5/8" etc). This is a suffix to the part number and added to the end.

Flush Grille Look  
(Requires PCBF)



Proud Grille Look  
(Requires PCB)



# QX1020 QX SERIES

(2) 10" IN-WALL SUBWOOFER



## (1) 10" (254 mm) Laminated Aluminum Active Woofer (1) 10" (254 mm) Aluminum Passive Radiator

The QX1020 is just one option in James Loudspeaker's series of in wall subwoofers. These unique subs are designed to offer smooth, deep bass to compliment any audio system while maintaining a discrete and space-saving design which doesn't break the budget. The QX1020 is a compact QX style in-wall subwoofer, using the same mounting system as other QX style speakers. With a single 10" active woofer and a matching 10" passive radiator, this sub offers a great solution for smaller footprint subwoofers while still delivering booming bass. Designed for mounting behind displays, this sub is extremely versatile and easily hidden.

The QX1020 is constructed entirely from aircraft grade aluminum for strength, sonic performance, and durability. Available for marine and outdoor use with the addition of a severe powder coat. Complete with a custom colored, perforated aluminum grille which sits only 3/16" off the wall or completely flush with the addition of a custom James pre-construction board, this sub can easily be integrated into any environment, offering a subdued visual effect, designed to be as unobtrusive as possible.

For marine/outdoor use, order the QX1020M.


Size	28.46 h x 14.32 w x 3.875 d (in) 722.5 h x 363.5 w x 98 d (in) depth w/grille 4.125 d(in) 104(mm)
Freq Response	22-140Hz±3dB
Impedance	8 ohms
Sensitivity	90dB 2.83V/1m
Power req.	150-500W
Woofer	(1) 10" (254 mm) Active (1) 10" (254 mm) Passive
Finishes	White Paintable Grille (Paintable by Request Only)
PCB	QX1020PB
PCBF	QX1020PBF



2185 Park Place, Minden, NV 89423  
Ph: 775.461.7500  
www.jamesloudspeaker.com

NOTE: When ordering flush mount pre-construction boards (PBF models), you must specify the thickness of the sheetrock that you will be using (1/2", 5/8" etc). This is a suffix to the part number and added to the end.

Flush Grille Look  
(Requires PCB)



Proud Grille Look  
(Requires PCB)



# QX1020A QX SERIES

(2) ACTIVE 10" IN-WALL SUBWOOFER



## (2) 10" (254 mm) Active Laminated Aluminum Active Woofers

The QX1020A is just one option in James Loudspeaker's series of in wall subwoofers. These unique subs are designed to offer smooth, deep bass to compliment any audio system while maintaining a discrete and space-saving design which doesn't break the budget. The QX1020A is a compact QX style in-wall subwoofer, using the same mounting system as other QX style speakers. The QX1020A features two active 10" woofers and offers a great solution for smaller footprint subwoofers while still delivering booming bass. Designed for mounting behind displays, this sub is extremely versatile and easily hidden.

The QX1020A is constructed entirely from aircraft grade aluminum for strength, sonic performance, and durability. Available for marine and outdoor use with the addition of a severe powder coat. Complete with a custom colored, perforated aluminum grille which sits only 3/16" off the wall or completely flush with the addition of a custom James Loudspeaker pre-construction board, this sub can easily be integrated into any environment, offering a subdued visual effect, designed to be as unobtrusive as possible.

For marine/outdoor use, order the QX1020AM.


Size	28.46 h x 14.32 w x 3.875 d (in) 722.5 h x 363.5 w x 98 d (in) depth w/grille 4.125 d(in) 104(mm)
Freq Response	27-150Hz±3dB
Impedance	4 ohms
Sensitivity	92dB 2.83V/1m
Power req.	150-1000W
Woofers	(2) 10" (254 mm) Active
Finishes	White Paintable Grille (Paintable by Request Only)
PCB	QX1020PB
PCBF	QX1020PBF

*James*  
LOUDSPEAKER

2185 Park Place, Minden, NV 89423  
Ph: 775.461.7500  
www.jamesloudspeaker.com

NOTE: When ordering flush mount pre-construction boards (PBF models), you must specify the thickness of the sheetrock that you will be using (1/2", 5/8" etc). This is a suffix to the part number and added to the end.

Flush Grille Look  
(Requires PCB)



Proud Grille Look  
(Requires PCB)

