



























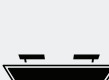















	The Frame	The Terrace Partial Sun	The Terrace Full Sun	The Premiere	The Freestyle	The Sero	The Serif
							
	TV when it's on. Art when it's off.	TV, now outdoors	Outdoor TV enjoyment that's direct-sun protected ⁴	Entertainment without limits	The smart theater-to-go that follows the fun	Give Samsung's rotating screen a spin	Beautiful from every angle
Sizing	85", 75", 65", 55", 50", 43", 32" ¹ 32"-65" Operate in Portrait Mode OCB Dimensions (43"-85") – 13.7"W x 2.6"H x 5.4"D Included cable – 16' 5" Long TV cable end – 1.8"W x .38"H x 2.2"D OCB cable end – 1"W x .54"H x 2.1"D	75", 65", 55"	75", 65"	LSP9T 100" – 130" LSP7T 90" – 120"	30" – 100"	43"	65", 55", 43"
Top 5 Features	 Art Mode	 Outdoor Optimized QLED Picture with 2,000+ Nit Brightness Levels	 Outdoor Optimized QLED Picture with Direct-Sun Protection ⁴	 4K UHD Bright Laser	 Point and Play	 Mobile Optimized Screen	 Iconic 360 I-Shaped Design
	 QLED 4K TV with 100% Color Volume ¹	 Weather-Resistant Durability IP55 Rated	 Ultra-Bright Picture Quality with 1,500+ Nit Brightness	 Smart TV Powered by Tizen™	 Easy Setup	 Rotating Screen	 QLED 4K TV with 100% Color Volume ¹
	 Customizable Bezels ²	 Smart TV Powered by Tizen™	 Weather-Resistant Durability IP55 Rated	 Ultra-Short Throw and Compact Minimal Design	 Premium 360 Sound	 Anti-Reflection with Matte Display	 Anti-Reflection with Matte Display
	 Slim-Fit Wall Mount Included ³	 Wide Viewing Angle with Anti-Glare	 Smart TV with Multiple Voice Assistants	 Powerful Audio 4.2Ch System	 Smart Entertainment ⁵	 Premium 4.1Ch 60W Speakers	 Detachable Easel Stand Included
	 Anti-Reflection with Matte Display	 WiFi + Bluetooth®	 Wide Viewing Angle with Anti-Glare	 Multiple Voice Assistants	 External Battery Compatible ⁶	 Tap View	 Quantum Processor 4K with 4K Upscaling

Support	Tech Hotline	Samsung Tech Support Hotline: (866) 208-2911
	Service Hotline	Samsung Consumer Dealer Service Hotline: (866) 797-8727
	CI Web Portal	Register to download custom installer product info, 2D drawing, etc.: www.samsung.com/custominstall
	IP Control	Contact Your AMX, Control4, Crestron, RTI, Savant, URC, Elan, or Josh AI representative

¹QLED televisions can produce 100% Color Volume in the DCI-P3 color space, the format for most cinema screens and HDR movies for television. ²Bezels sold separately. ³Slim-Fit Wall Mount not included for 32". ⁴Panel protected up to 6 hours in sunlight at 700 watts and 104 degrees Fahrenheit; brightness may decrease to protect panel with other high temperature and sunlight conditions. ⁵Includes Samsung SmartHub by WiFi; additional external content by Micro HDMI port and compatible devices with AirPlay 2, SmartThings Tap View. Voice Assistants and Apps are subject to change. Some functions require internet connection via WiFi or from a mobile device. ⁶Requires supplied USB Type C cable connection or external battery (sold separately) that are USB-PD and 50W/20V output or above. Features and specifications subject to change and may vary by model.