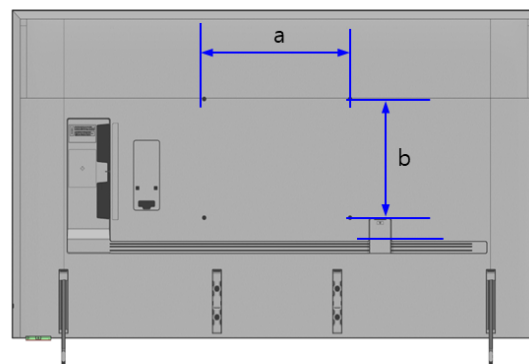
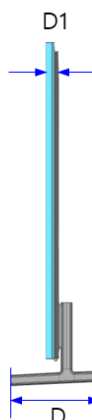
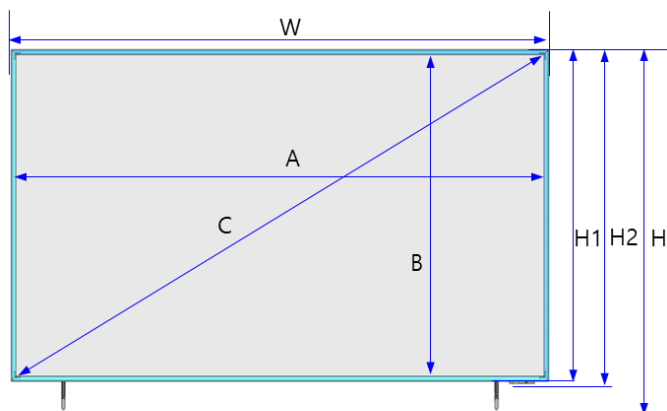


QN900F 65/75/85" SET DIMENSION

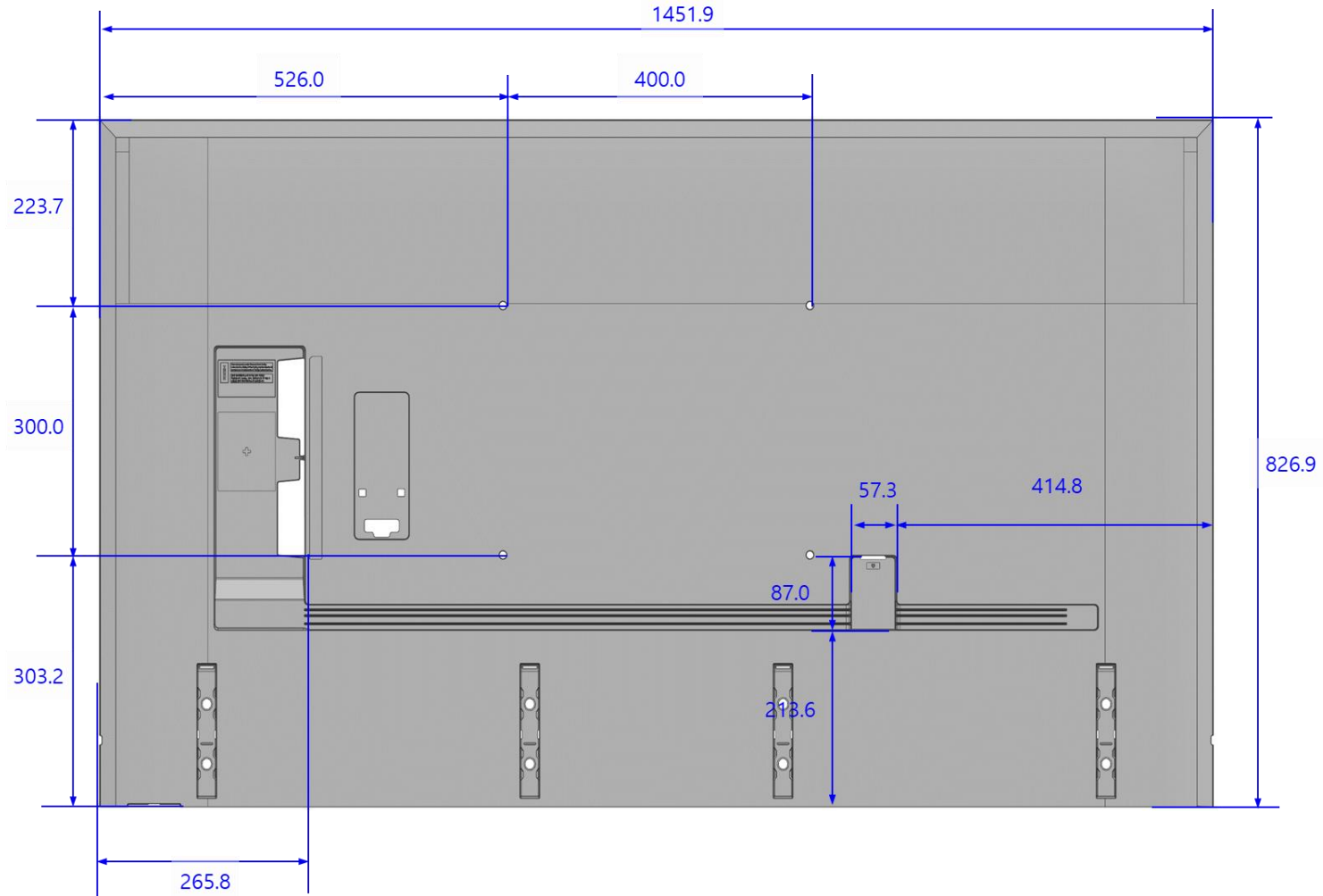
	QN900F 65"	QN900F 75"	QN900F 85"
SET(With stand Low) (W * H * D)	1455.3 x 867.4 x 256.8	1680.0 x 992.7 x 319.8	1906.8 x 1125.4 x 369.0
SET(With stand High) (W * H * D)	1455.3 x 892.4 x 256.8	1680.0 x 1017.7 x 319.8	1906.8 x 1150.4 x 369.0
SET(Without stand) (W * H1(H2) * D1)	1455.3x 830.3(835.6) x 37.75	1680.0 x 958.1(963.4) x 38.46	1906.8 x 1087.8(1093.1) x 39.50
* Front Opening Area (A * B * C)	1430.5 x 805.5 x 1641.7	1652.2 x 930.3 x 1896.1	1874.0 x 1055.0 x 2150.6
Wall Mount (a * b)	400 x 300	400 x 400	600 x 400
Packing Out (W * H * D)	1600 x 933 x 164	1831 x 1080 x 170	2070 x 1200 x 178
Net Weight (With stand) Kg	25.9	36.3	46.2
Net Weight (Without stand) Kg	25.5	35.8	45.5
Gross Weight (Packing) Kg	33.0	45.7	57.7



※ Height
 1) H : Including Rubber-Foot
 2) H1 : Outer most Chassis-Front, Official Spec
 3) H2 : Including Logo, Window-RMC

**Dimensions in millimeters (+ / - 0.1 mm)*

QN900F 65" Cover and Rear-View Dimensions





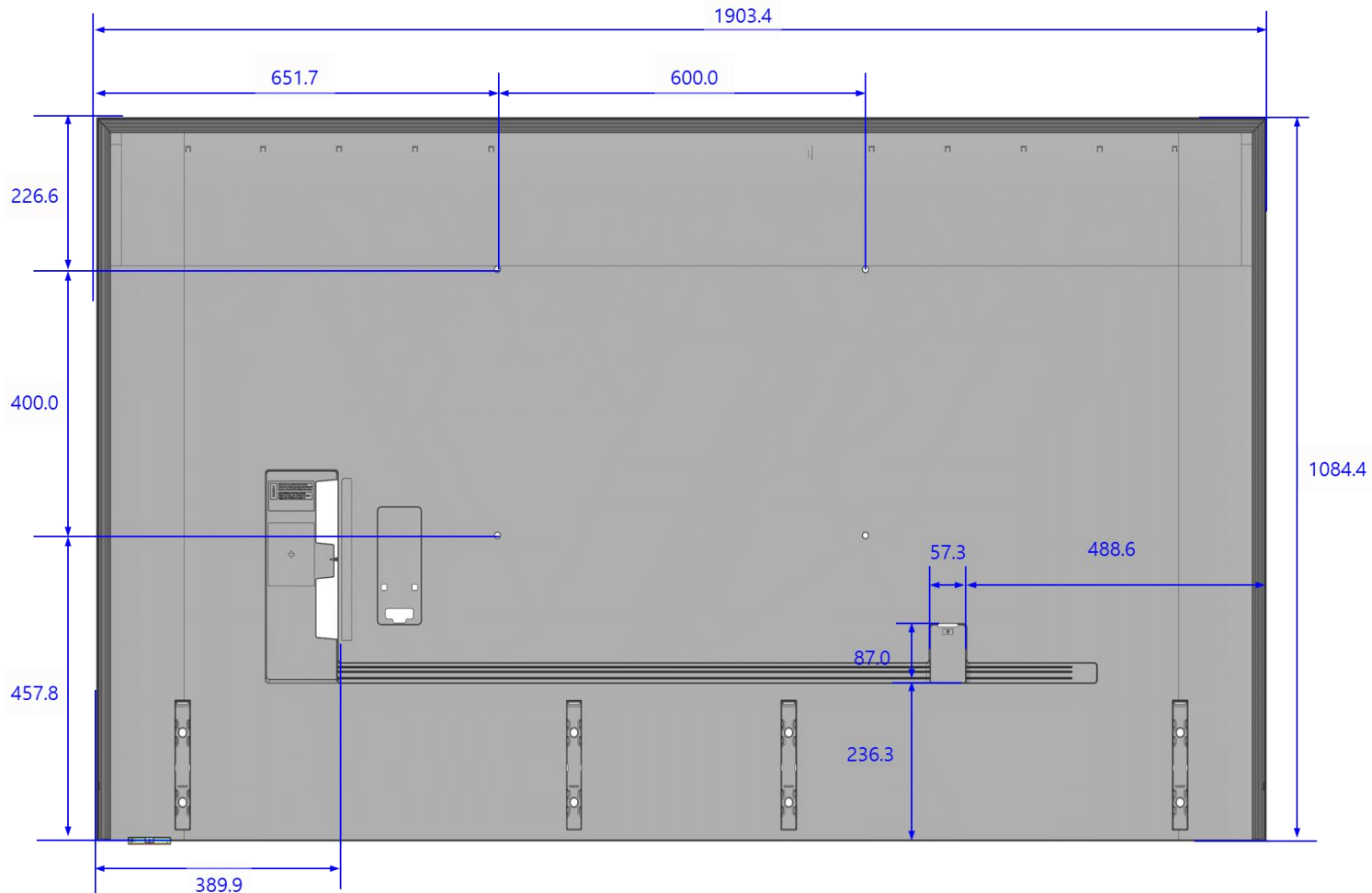
QN900F 75" Cover and Rear-View Dimensions



SAMSUNG

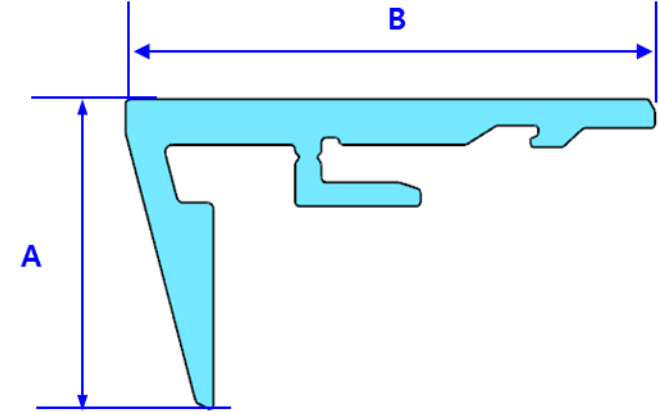
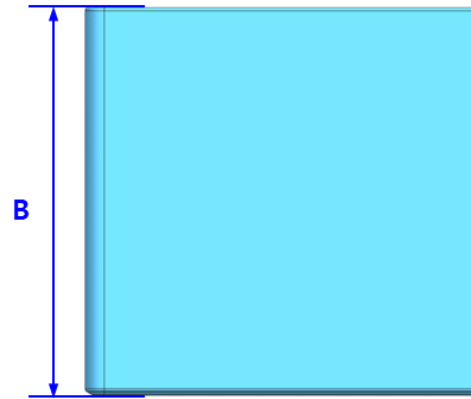
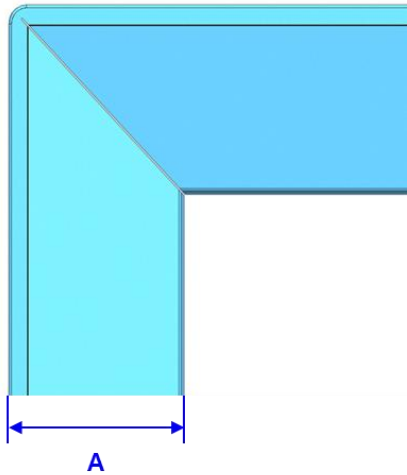
**Dimensions in millimeters (+ / - 0.1 mm)*

QN900F 85" Cover and Rear-View Dimensions



QN900F

**Dimensions in millimeters (+ / - 0.1 mm)*



QN900F Bezel Size

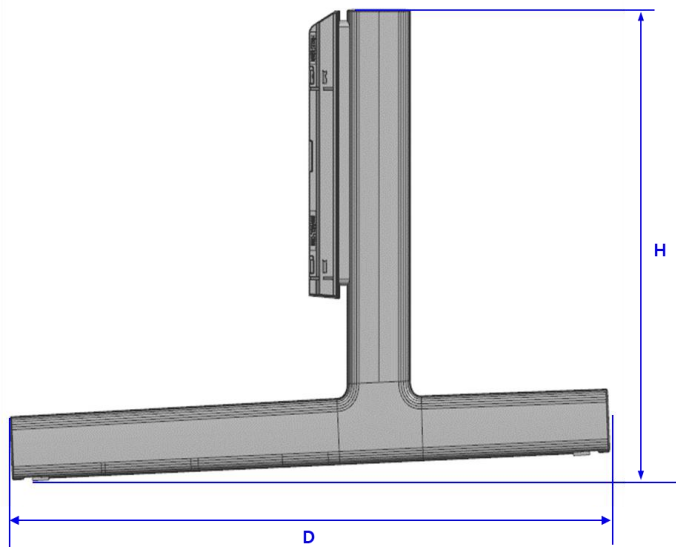
	QN900F		
	65"	75"	85"
	All sides	All sides	All sides
A	12.4	13.9	16.4
B	24.05	24.76	25.80

QN900F

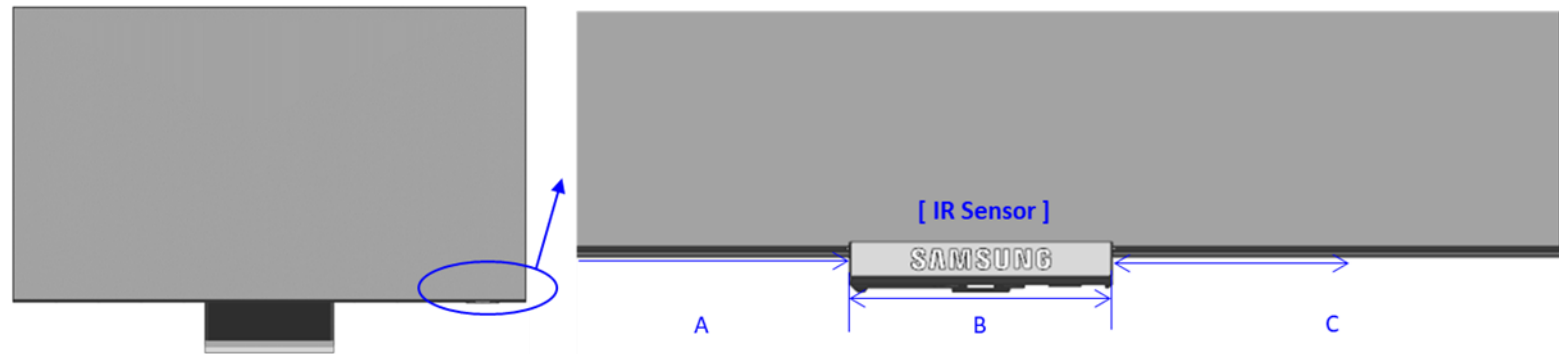
**Dimensions in millimeters (+ / - 0.1 mm)*

QN900F Stand Dimensions

	QN900F		
	65"	75"	85"
STAND	24.7 x 219.1 x 256.8	24.7 x 237.8 x 319.8	24.7 x 261.2 x 369.0
W*H*D			
Stand Distance (Max)	1182.7	1404.7	1636.7
Stand Distance (Min)	340.7	340.7	360.7



2025 New Model IR Sensor Information



Product	Series	Inch	Item	Sensor Position	DIMENSION		
					A	B	C
	QN900F	85	QN85QN900FFXZA	Right	1785.6	69.8	51.3
		75	QN75QN900FFXZA	Right	1556.3	69.8	53.9
		65	QN65QN900FFXZA	Right	1347.4	69.8	38.0